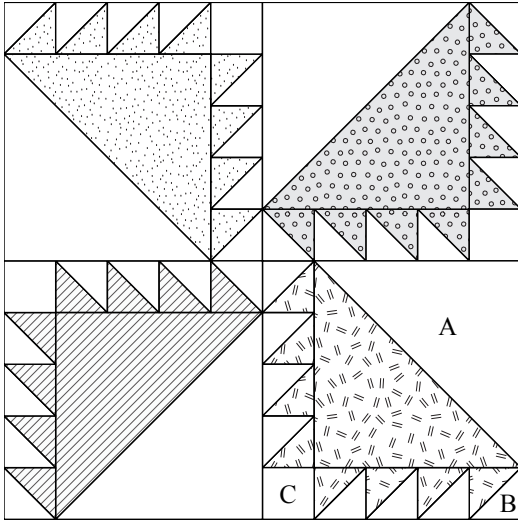







Kansas Troubles

Western Pennsylvania Shop Hop Bonus Block



Please Cut ~

-  - Two $4\frac{7}{8}$ " x $4\frac{7}{8}$ " squares cut point to point once to form A triangles, sixteen $1\frac{7}{8}$ " x $1\frac{7}{8}$ " squares cut point to point once to form B triangles, four $1\frac{1}{2}$ " x $1\frac{1}{2}$ " C squares
-  - One $4\frac{7}{8}$ " x $4\frac{7}{8}$ " square cut point to point once to form A triangle, four $1\frac{7}{8}$ " x $1\frac{7}{8}$ " squares cut point to point once to form B triangles
-  - One $4\frac{7}{8}$ " x $4\frac{7}{8}$ " square cut point to point once to form A triangle, four $1\frac{7}{8}$ " x $1\frac{7}{8}$ " squares cut point to point once to form B triangles

-  - One $4\frac{7}{8}$ " x $4\frac{7}{8}$ " square cut point to point once to form A triangle, four $1\frac{7}{8}$ " x $1\frac{7}{8}$ " squares cut point to point once to form B triangles
-  - One $4\frac{7}{8}$ " x $4\frac{7}{8}$ " square cut point to point once to form A triangle, four $1\frac{7}{8}$ " x $1\frac{7}{8}$ " squares cut point to point once to form B triangles

To Piece ~

- Stitch A triangles in sets of two to form A square units.
- Stitch B triangles in sets of two to form squares. Stitch the B squares into rows of four – refer to the drawing for fabric placement and triangle orientation.
- Stitch a row of B squares to each A square unit (again refer to drawing for orientation). Add a C square to the end of each remaining B square row and then add these to the A units.
- Lay out the pieces in two rows of two units. Stitch together the pieces in each row and then stitch the rows together to complete the block.

Block Finishes - 10 " x 10 "

Admit One

Producer - Mary Beth Hartnett © 2009