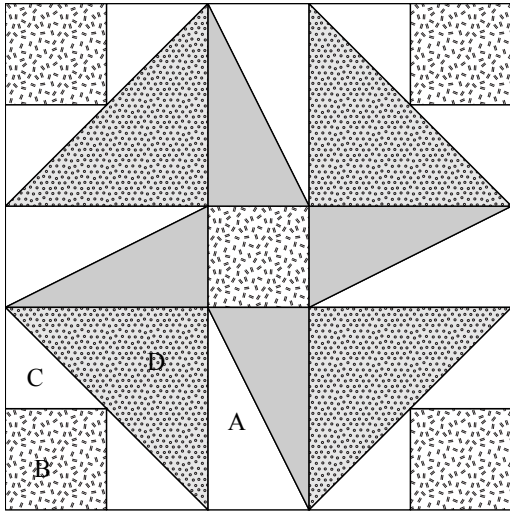






Spindle

Western Pennsylvania Shop Hop Bonus Block

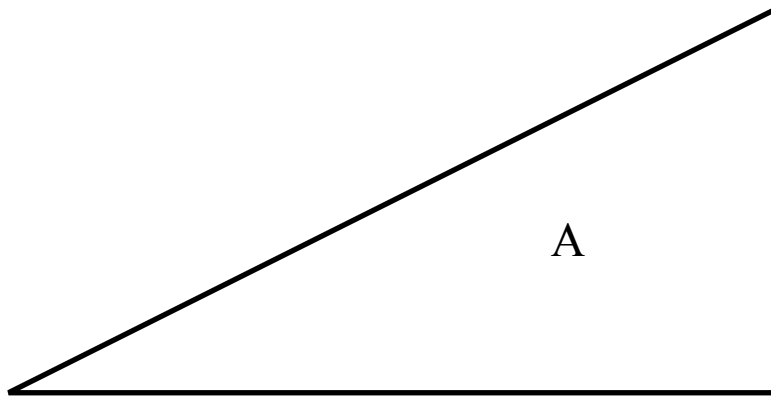


Please Cut ~

-  - Four A triangles using template (add $\frac{1}{4}$ " seam allowances), four $2\frac{7}{8}$ " x $2\frac{7}{8}$ " squares cut point to point once to form C triangles
-  - Two $4\frac{7}{8}$ " x $4\frac{7}{8}$ " squares cut point to point once to form D triangles
-  - Five $2\frac{1}{2}$ " x $2\frac{1}{2}$ " B squares
-  - Four A triangles using template (add $\frac{1}{4}$ " seam allowances)

To Piece ~

- Stitch A triangles in sets of two.
- Stitch a C triangle to each of two adjacent sides of four B squares. Stitch a D triangle to each set.
- Lay out the units created and the middle B square in three rows of three pieces. Stitch the pieces in each row and then stitch the rows one to the next to complete the block.



Block Finishes - 10" x 10"

Admit One

Producer - Mary Beth Hartnett © 2009