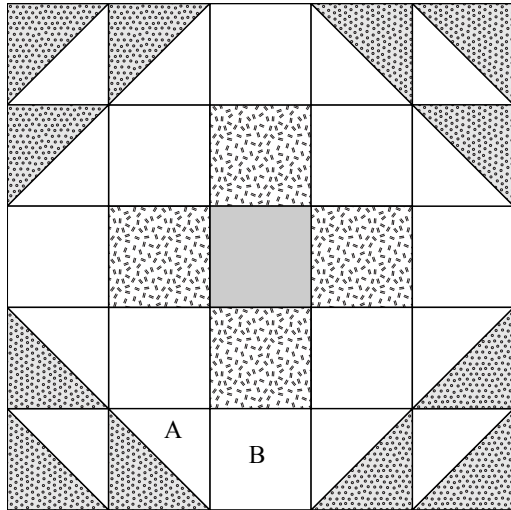






# Magic Carpet Ride

Western Pennsylvania Shop & Hop Bonus Block



Please Cut ~

-  - Six  $2\frac{7}{8}$ " x  $2\frac{7}{8}$ " squares cut point to point once to form A triangles, eight  $2\frac{1}{2}$ " x  $2\frac{1}{2}$ " B squares
-  - Six  $2\frac{7}{8}$ " x  $2\frac{7}{8}$ " squares cut point to point once to form A triangles
-  - Four  $2\frac{1}{2}$ " x  $2\frac{1}{2}$ " B squares
-  - One  $2\frac{1}{2}$ " x  $2\frac{1}{2}$ " B square

To Piece ~

- Stitch A triangles in sets of two to form half square triangles.
- Lay out the half square triangles and B squares in five rows of five pieces. Stitch together the pieces in each row and then stitch the rows one to the next to complete the block.

Block Finishes - 10" x 10"

## Admit One

Producer - Mary Beth Hartnett © 2009